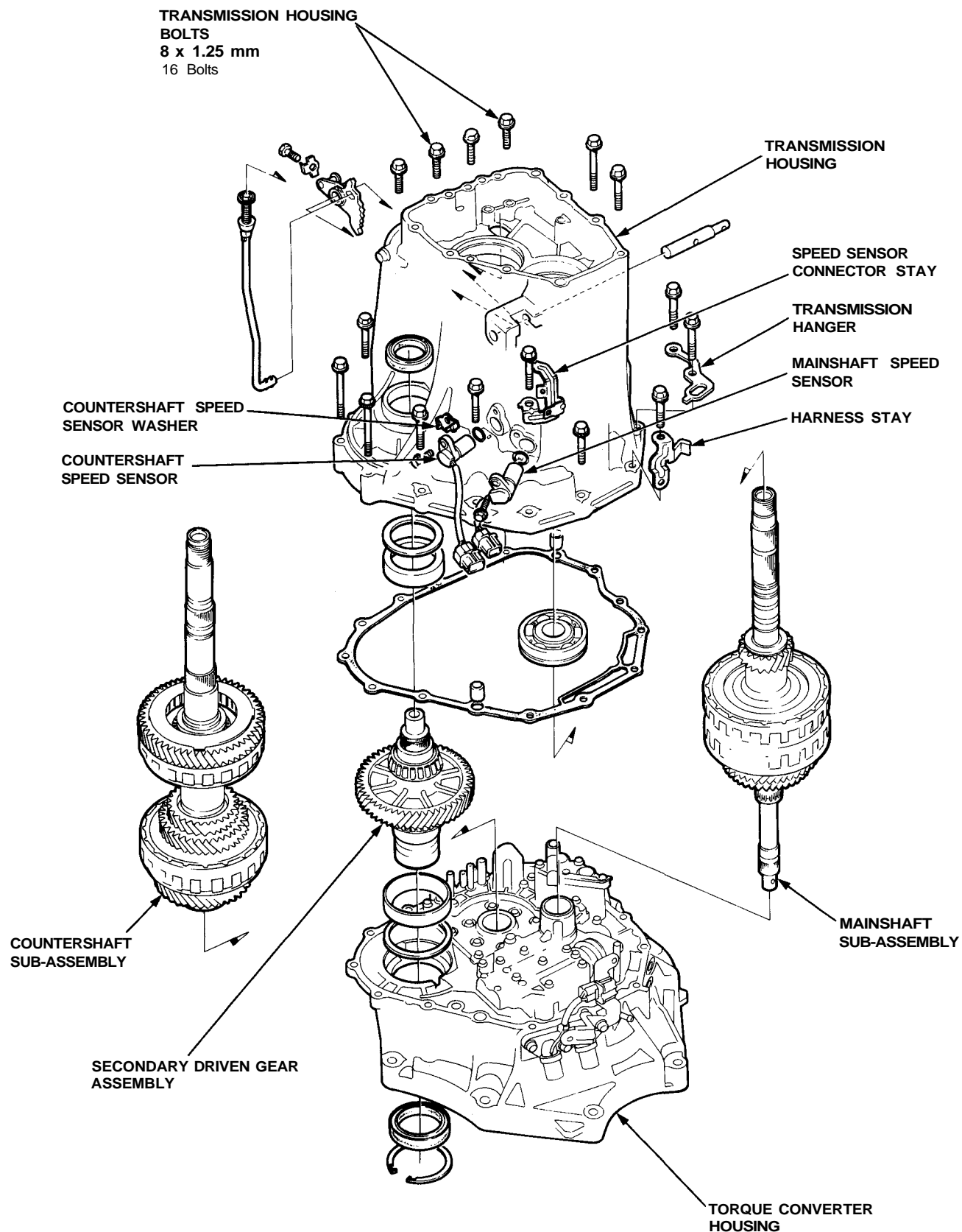


Transmission Housing

Removal



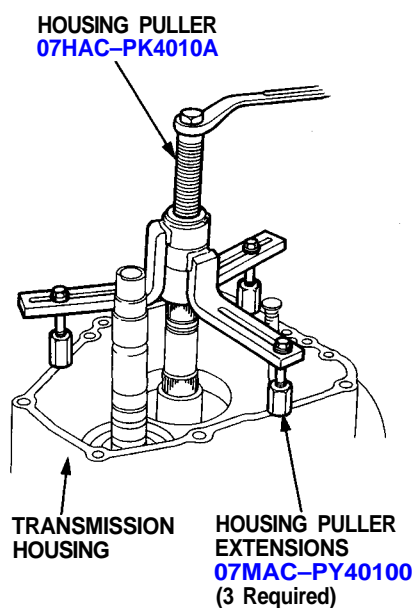


NOTE:

- Clean all parts thoroughly in solvent or carburetor cleaner and dry with compressed air.
- Blow out all passages.
- When removing the transmission housing, replace the following:
 - O-rings
 - Transmission housing gasket

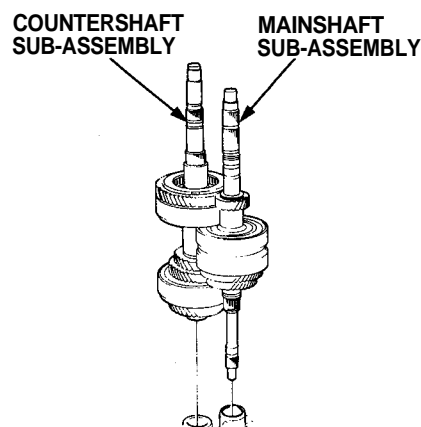
1. Remove the mainshaft and countershaft speed sensors from the transmission housing.
2. Remove the sixteen transmission housing bolts with the transmission hanger, harness stay and speed sensor connector stay.
3. Install the special tools on the transmission housing, then remove the transmission housing as shown.

CAUTION: Make sure that the mainshaft and countershaft speed sensors have been removed from the transmission housing before removing the transmission housing from the torque converter housing.



10. Remove the mainshaft sub-assembly and countershaft sub-assembly together.

NOTE: When removing the shafts, take care to prevent damage to the regulator valve body.



11. Remove the secondary driven gear assembly.